

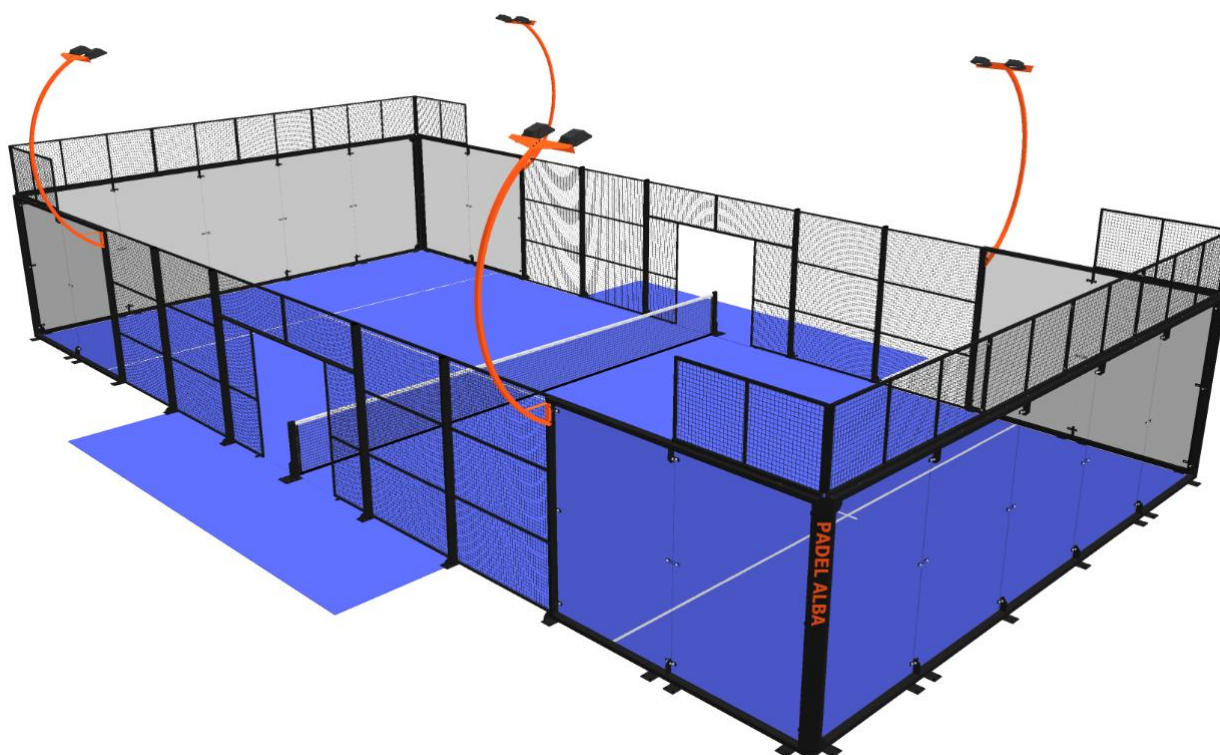
**OFFICIAL 2025
TECHNICAL
SPECIFICATIONS**



MODEL PANORAMIC

WWW.PADELALBA.COM

COURT MODEL PANORAMIC

**METAL STRUCTURE**

The Panoramic court has dimensions of 20×10 metres and a galvanised steel structure, oven-painted with epoxy-polyester resin, in strict compliance with the technical specifications of International Padel Federation (FIP). The size of the electro-welded mesh is 50x50x4 mm and has no internal projections to ensure the safety of the players. The joints are reinforced with threaded rods, round stainless steel blind nuts and nuts to ensure greater strength and durability. Last but not least, it has a 100 cm double hollow door for easy access.

It includes posts and netting that comply with the material approvals set by the International Padel Federation (FIP).

The mesh modules are 2 metres wide by 3 metres high, with a 30x30x1.5 mm profile and electro-welded mesh of 50x50x4 mm.

They are fixed to 100x60x2 mm pillars with 260x160x10 mm anchor plates.

It has the option of adding a corner finish, with galvanised structural tube beams of 100x60x2 mm, M12 or higher screws and metal plugs of 110 mm minimum length.

The base plates are fixed to the floor by means of standard bolts to ensure a solid and durable installation. It also has horizontal crossbars at 1m and 2m of 30x30x1.5 mm for the mesh panels and the pillars are sealed at the top with PVC plugs.

With all these elements, the court offers a strong and safe structure, complying with the FIP quality standards.



STAINLESS STEEL SCREWS A4

SCREWS	
20	Screw=DIN 933 A4m 10x35
30	Screw=DIN 933 A4m 10x90
18	Screw=DIN 933 A4m 10x110
100	Screw=DIN7991 A4m 10x35
100	Nylon Washers M10 BLACK
60	Nylon Washers M8 BLACK
80	self-tapping screws 6.3x 70
290	Washers = DIN 125 A4 M10
200	Grower Washers =DIN 127 A4 M10
26	Nylon Washers
26	Stainless steel washers.
240	Safety nuts =DIN 1587 A4 M10
900	Hexagonal Selfdrilling screws = DIN 75054 K +P 16 ø 6,3 x25 ZINCADO
160	Concrete screwbolts = M12x110 ø 16



GLASS

We use tempered glass with a thickness of 12mm for the back and sides of the court. All the glass are 1995 x 2995 metres. To guarantee their durability and resistance, they are installed on a 4 mm neoprene layer that reduces vibrations and minimises the risk of breakage.

The manufacturing process of our tempered glass complies rigorously with the UNE EN 12150-1 standard, which means that their quality and safety are of the highest quality.

With such certified quality glass, maximum performance is guaranteed, offering a safe gaming experience.



TECHNICAL VALUES

Calculation according to European standards EN 410:2011 and EN 673:2011
Glazing inclination respect to horizontal position 90°

Transmittance %			Reflectance %		Solar direct absorbance (α_e %)	Ug declared $W/(m^2K)$	Shading coefficient (sc)	Solar factor (g %)
Light (τ_v)	UV (T_{UV})	Solar (τ_e)	Light Out. (ρ_{ve})	Solar Out. (ρ_{se})				
88	59	78	9	8	14	5,5	0,94	81
Mechanical properties:						Safety Class (EN 12600):		1(C)1
Acoustic properties (Estimated Values):						Rw (dB):	37	C; Ctr (dB) -2; -3

We use Tempered Glass for these reasons:

- **Increased Visibility and Transparency**
Tempered Glass is a transparent material, which allows better visibility for spectators and players. Compared to opaque materials such as concrete walls, tempered glass offers a clear view of the game from different angles.
- **Increased Safety**
Tempered glass is strong and durable, but it is also flexible. In case of strong impacts (such as balls or players), it is less likely to break. In addition, its impact resistance makes it a safer option compared to traditional glass.
- **Durability and Weather Resistance**
Tempered glass is resistant to UV rays, moisture, and temperature changes, making it ideal for outdoor use, such as padle courts. It is also less prone to cracking or breaking over time.

POLYCARBONATE

The polycarbonate glass joints between the courts glass panels are 230mm long x 50mm high with a thickness of 10mm, we place 12 units per court.



LIGHTING POLES INTEGRATED INTO THE STRUCTURE

4 posts of 100x60x2 mm of 6000 (± 3) mm with the same finish as the rest of the court. 4 crossarms made up of 3 mm angle plates placed in brackets, with countersunk drill hole and welded inner nut.

Lighting screws:

- Plates with countersunk holes for attachment of posts to the structure.
- 12 M10x120 A4 screws
- 2 nuts M10 A4



ILLUMINATION

Padel courts must comply with specific lighting standards set by sports federations. In general, a minimum lighting level measured in lux (unit of measurement of illumination) is required. For competitions, a higher lighting level is recommended (500-750 lux), while for recreational play it can be lower (300-500 lux).



Uniformity of light is key: there should be a homogeneous distribution of lighting throughout the court to avoid shadows or bright spots of light that may distract or hinder play. LED floodlights are used as they provide bright and uniform illumination, have low energy consumption, and have a longer life compared to other light sources. In addition, LEDs can be configured to reduce glare.



ARTIFICIAL TURF

Artificial turf courts are easy to maintain. They require less daily maintenance, and synthetic turf can last for several years with proper care.

The turf is designed to withstand extreme weather conditions and the constant wear and tear of the game. We work with the best manufacturers in the market such as Mondo, Juta and Real Turf.

We offer a variety of colours to choose from, depending on your preference: blue, orange/clay, red, green, black and pink.



Sand backfill: silica sand calibre 0.2 - 0.5 mm.

Open-cast extraction, in a deposit of eolian dunes, located in Sanchonuño and pine forest area (Segovia, Spain).

Washing with natural water, without chemical additives, with subsequent wet classification. Drying in a biomass kiln and dry refining calibration.

Without chemical additives in any of its processes, which makes it a totally ecological product. In addition, they do not undergo any breaking or crushing, only classification by calibres.



Other characteristics:

- SiO₂ content varies from 91% to 97%, depending on each pit in the deposit.
- Uniformity coefficient: 1.40.
- Humidity of the dry product tends to 0, and that of the drained product is around 4%.
- Apparent density according to moisture content from 1500 kg/m³ to 1623 kg/m³.

EXTERNAL COATING

The structure is coated with a baked-on polyester epoxy paint applied in powder and heat treatment, with various colour options, whose physical and chemical characteristics mean that it requires minimum maintenance.

Type: Polyester without TGIC

Colour: RAL chart

Properties: TGIC free. Good colour and gloss stability when exposed to weathering.


PORTABLE KIT (OPTIONAL)

Steel plate for net posts 2200x1500x15 mm

Perimeter ring 100x60x3 mm

Optional:

- Counterweight boxes 1500x500x500 mm
- Base steel plates 21000x11000x12mm




WIND RESISTANCE

Structural resistance calculations have been carried out for the steel profiles of the structure of the PANORAMIC padel court model fixed on a concrete slab, using the coefficients indicated in Eurocode 1. The results obtained confirm the suitability of the **Panoramic padel court model in areas with basic wind speed up to 29 m/s (104,4 Km/h)** for areas with regular cover of vegetation or buildings or with isolated obstacles with separations of maximum 20 obstacle heights (such as villages, suburban terrain, permanent forest, Terrain category III, Eurocode EN 1991-1-4).

INSTALLATION AND WARRANTY

Professional Installation

Our team of experts takes care of the complete installation, ensuring a flawless finish and a safe installation. We have years of experience, which allows us to guarantee that each project is executed in an efficient and professional manner.



Manufacturing Guarantee

We offer a 5 year guarantee on the materials used in the construction of the courts. With proper maintenance, the metal structure and glass have a useful life in excess of 20 years. The rest of the components (grass, lighting, nets, etc.) according to the manufacturer's instructions.

After-sales technical support

In addition to the standard warranty, we offer an after-sales technical support service for any questions or problems that may arise after installation. We are always available to our customers to ensure that their courts continue to function optimally over time.

PROJECTS IMPLEMENTED

Braga Shopping Centre: Portable Panoramic Model



PADEL ALBA OFFICIAL TECHNICAL SPECIFICATIONS



Africa Padel Ruimsing: Panoramic Outdoor Model



PADEL ALBA OFFICIAL TECHNICAL SPECIFICATIONS

Rasslow Padel Club: Panoramic Indoor Model

